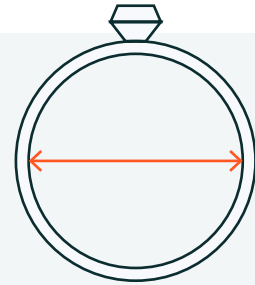


Find the perfect ring size

Option 1 – Valid for a gift

Measures an existing ring

1. Select a ring that fits the desired finger.
2. Measure the inside diameter of the ring (in mm).
3. Use the table below to determine the size of the ring:




Inner diameter (mm)	15,0	15,6	16,2	16,9	17,5	18,1	18,8	19,4	20,0	20,7	21,3	22,0
Size	7	9	11	13	15	17	19	21	23	25	27	29

Option 2

Measure your finger

1. Wrap a thin paperstrip (maximum 1 cm) around the finger on which you want to wear the ring.
2. Make sure the paper is firmly attached to your finger, but you can slip it over your knuckle.
3. Mark the point where the paper touches. Spread it out and measure the length with a ruler (mm).
4. Use the table below to determine the size of the ring:

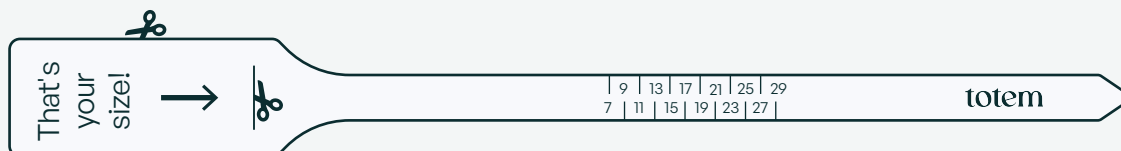


Circumference (mm)	47	49	51	53	55	57	59	61	63	65	67	69
Size	7	9	11	13	15	17	19	21	23	25	27	29

Option 3

Print this and measure your finger

1. Do the first step of Option 4.
2. Cut the meter below along the indicated lines and wrap it around your finger.
3. Check that it passes through the knuckle and at the same time it's attached to the finger. That's your size!

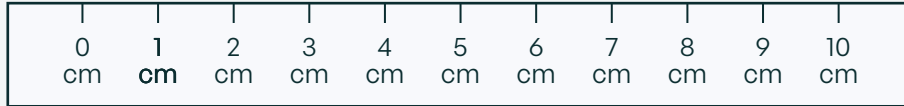


totem

Option 4 - Valid for a gift

Print this and measure a ring

1. Make sure you print it on a 100% scale. Many printers apply a reduction automatically. To check it print this, measure the printed ruler with a real one and check that it matches.



2. Choose a ring that fits your finger perfectly and place it on top of these circles. The circle should be just inside the ring. That's your size.



Tips and Tricks

1. If the finger size is between two sizes, choose the bigger one.
2. Measure the fingers at the end of the day, that's when they are bigger.
3. Cold temperatures can shrink your fingers considerably, so measure them when they're warm.
4. The fingers are different on both hands. If you want a ring for your right ring finger, also measure your right ring finger.
5. Alcohol and salt can swell your fingers, so avoid measuring them after a cocktail or snack.
6. Pro tip: Save your ring sizes on a document in your phone, so you don't have to measure it again (;